
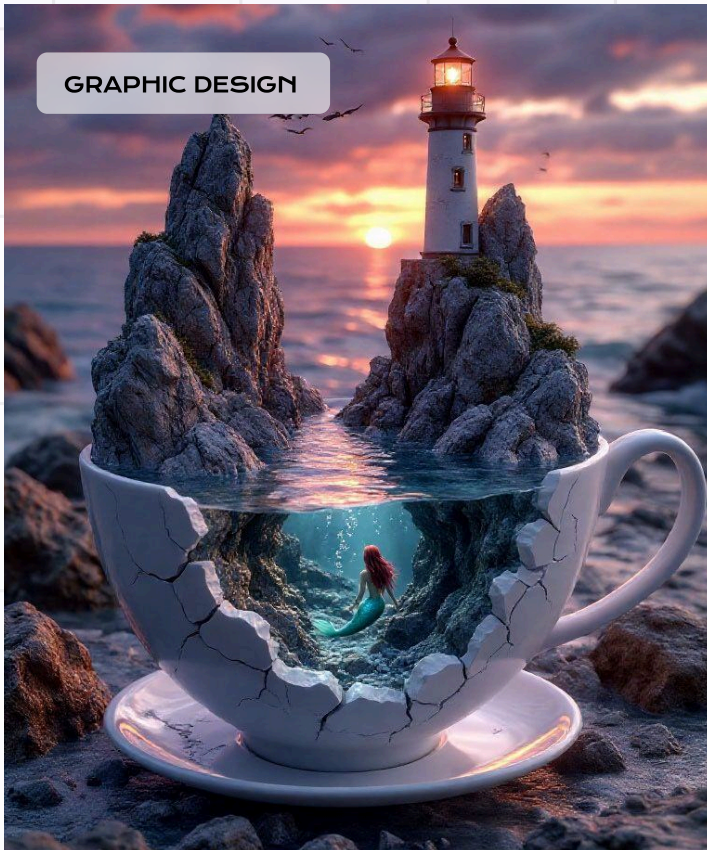




AI-POWERED

Graphic Design & Motion Graphics



AI POWERED LEARNING



Why Web D School students Get Hired Faster!

It's not just what they learn.

It's how they are trained to **think, work, and deliver.**



BRIDGE Thinking


Turn Creativity into Business Impact

- Understand user + brand
- Solve real-world problems
- Make your work actually perform

Vinci Studio Experience

Train Inside a Real Working Studio

- Work on brand projects
- Get feedback from creative leads
- Learn studio-level workflows



LinkedIn Learning Access

Expand Your Professional Skills

- Leverage 21,000+ expert courses
- Boost resume + portfolio
- Get globally recognized badges

In-class Workshops

Master Real-World Projects

- Hands-on practice
- Collaborate in teams
- Graduate job-ready

Learn beyond skills. **Become the professional**
everyone wants to hire.

About Web D School

When we say 'A Great career awaits you!', we totally mean it.

- [Harshavardhan](#), Founder & CEO, Web D School

At Web D School, we understand that having an excellent course curriculum and following conventional teaching methods will not help students achieve great careers.

At Web D School, we believe that education isn't just about completing a syllabus — it's about transforming lives.

We're committed to helping every student build a meaningful, successful career. We don't just teach — we walk with you every step of the way, from your first design to your first job.

We truly care about our students' careers and have designed the learning experience at Web D School to enable them to become thorough professionals in their field of choice.

11+ Years

Industry Experience

6000+

Students Trained

200+

Hiring Partners

Every Web D School program is strengthened by the BRIDGE Framework, designed to build sharp strategic thinking and real-world decision-making. In an AI-driven world, the ability to make the right decisions is what makes Web D School graduates truly valuable.

— [Harshavardhan](#), BRIDGE Framework Founder



About Advanced GD

Graphic Designing + Motion Graphics

Graphic designers are no longer limited to creating banners, posters, brochures, logos, and illustrations. Today, the industry is looking for proficient designers with expertise in Motion Graphics who can also create motion designs, video advertisements, and text animations. So, it would be wise to learn Motion Graphics design along with the Graphic design course in Chennai, which would open up multiple career opportunities in various fields.

You will learn Professional Tools

Design Tools



Photoshop



Illustrator



Lightroom



Indesign



Premiere Pro



After Effects



Animate CC



Canva



MidJourney



Firefly



ChatGPT



Gemini

Course Details

Course Duration

5 months (Weekday)

5 months (Week-end)

Overall Sessions

60 sessions

In-depth training

Class Duration

90 minutes

Alternative days

1 Course - Multiple Career Paths



Design companies

Design companies offer diverse design services, such as graphic design, UI design, web design, and fashion design.



Publishing

Publishing companies need designers to create book covers, layouts, brochures, and digital content.



Big corporates

Designers work with product teams to create logos, advertising campaigns, websites, social media profiles, and more.



Satellite television

Satellite television companies need designers to create titles, program ads, and other visual content.



Edtech Industry

The Edtech industry needs designers to create video content, infographics, promotional ads etc.



Film industry

The film industry needs designers to create motion posters, title animations, and visual editing.



Digital Marketing companies

Designers create social media ads, infographics, email templates, websites, landing pages, and other digital assets.



Advertisement Industry

The advertisement industry needs designers to create catchy, innovative, and actionable designs that attract, inform & inspire people.



YouTube & Freelance

Finally, you can create a niche for yourself by becoming a designer cum video editor in the Youtube and freelance space.

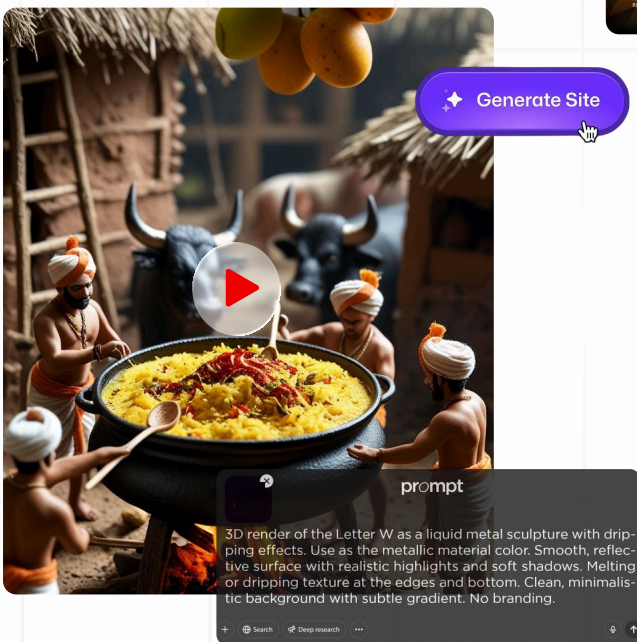
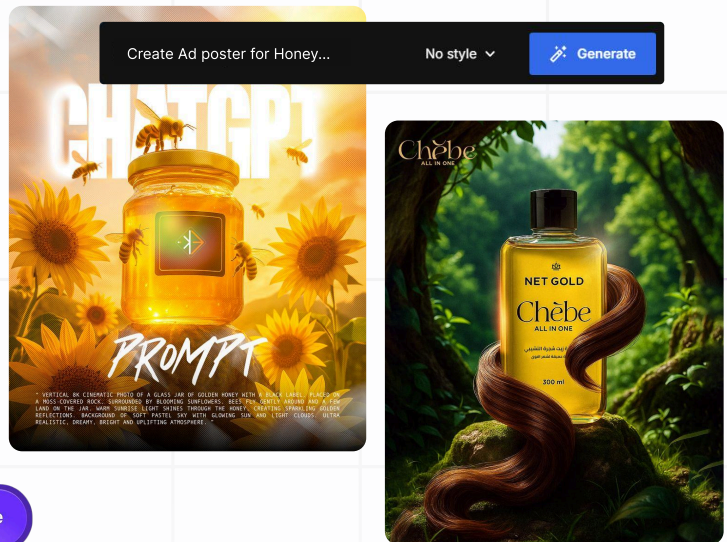
AI Powered Learning

AI hasn't just "changed" graphic design and motion graphics — it has shifted the role of a designer from execution → direction, thinking, and storytelling.

What You Can Create Using AI?

Image Prompting - From idea → visual in seconds

- Studio-quality product visual
- Custom brand illustration
- Styled typographic poster
- Ready-to-use poster design
- multiple logo concepts



Video Prompting Text → Motion Output

- AI-driven product film
- AI Avatar presenter video
- Auto-generated educational content
- AI-powered motion output
- short-form video content

Workflow Automation

- End-to-end content generation pipeline
- Multi-variation content generation
- Automated visual refinement
- Auto-format adaptation
- Content repurposing system



Vinci Studio - Train Inside a Studio Environment


Vinci Studio is not a classroom. It's a working studio.

This is where students transition into professionals through real projects.

Junior Apprentice

- **Day 1 – All Students**

- Studio-style briefs with real brand constraints.
- SPARK applied on every project.
- Feedback from Creative Leads, not just tutors.



Studio Intern


- **Merit-Based · Top 10–15%**

- Live projects for actual MaxEdge brands.
- Work published under the Vinci Studio name.

Studio Trainee

- **Invitation Only · <5%**

- The transition from student to professional is complete.
- Paid production role alongside senior creative staff.



This is where learning becomes real work.
Most stop at learning. A few enter the studio.

Two Professionals. Same skills. Very **different careers.**

The difference is not what they create. It's how they think.

• Execution Mode

Make it look good

Follow trend

Client said blue



• Strategic Mode

What's the real problem?

Who is this for?

What should they feel?



Most people improve their skills. Very few upgrade their thinking.
This shift is what BRIDGE teaches.

BRIDGE Framework

From Creative Execution → Strategic Thinking



You don't get paid for many things. You get paid for **making things work.**
That's the BRIDGE advantage.

Webdians working @ Top MNCs & Start ups

The following placements represent outcomes from Web D School's 11+ year training ecosystem, which forms the academic foundation of ViSA.



Rohith
System Engineer



Surender
Visual Designer



Boopathy
Motion Graphic Artist



Akash
Digital Marketer




Advaita
UX Researcher



Anandh
Graphic Designer



Ibrahim
Full-Stack Developer



Vignesh
Sr. Digital Engineer



Boomika Vasani
UX UI Designer



Balaji
Marketing Executive



Dakshata
Design Engineer



Harshana Moorthi
Video Editor



Nishanth
UX UI Designer



Saraswathi
UX UI Designer



Mohammed Khaleel
WordPress Developer



Shajini
SEO Analyst



Ishay
UX UI Designer



Swathi
UX Researcher



Balasubramanian
Front-end Developer



Shyam Sunder
Design Engineer



Nivetha
Visual Designer




Jayan Nivas
Visual Designer



Vaishnavi
Social Media Manager



Soundarya
Graphic Designer



You're Next!


MODULE 1 Fundamentals of Visual Design

- Principles of Design (Balance, Contrast, Hierarchy, etc.)
- Elements of Design (Line, Shape, Color, Texture, etc.)
- Composition & Layout Techniques
- Understanding Grids & White Space



MODULE 2 Creative Product Photography

- Camera & Lens Settings
- Lighting & Composition
- Product Photography Techniques
- Photography with Properties



Portrait of futuristic cyborg

No style ▾

Generate

MODULE 3 Generative AI for Designers

- AI Tools & Prompt Engineering
- Generative AI in Graphic Design
- AI for Branding & Marketing
- Introduction to AI in Design (Firefly, Midjourney, ChatGPT)

Project Workshop

Apply color theory fundamentals to construct a balanced color wheel.

Deliverable: Hand-drawn Color Wheel with labeled sections and color relationships.

MODULE 4 Adobe Photoshop (Image Editing & Digital Compositing)

- Understanding the Interface & Workspace
- Essential Keyboard Shortcuts
- Image Editing & Retouching
- Selection Tools & Layer Masking
- Layer Management & Blending Modes
- Smart Objects for Non-Destructive Editing
- Adjustment Layers & Filters
- Generative Fill & AI-Assisted Editing (AI)
- Neural Filters for Advanced Retouching (AI)
- Automating Workflows with Actions (AI)
- Advanced Compositing FireFly Generative Tool (AI)



Digital Painting (Using a Graphic Tablet)

- Basics of using a Graphic Tablet
- Understanding Pressure Sensitivity
- Layering, blending, and shading in digital art
- Advanced Coloring Techniques

Project Workshop


Composite two images using masking + generative background. Add a styled text effect.

Deliverable: Final composite PSD



MODULE 5 Adobe Illustrator (Vector Graphics & Logo Design)

- Understanding Vector vs. Raster Graphics
- Illustrator Interface & Navigation
- Sketching & Converting to Vector
- Creating Scalable Icons & Symbols
- Corporate Branding & Mockups
- Vector Object Editing & Flat Character Design
- Creating Isometric & 3D Illustrations
- Designing Infographics & Charts
- Typography Retype (AI)
- Generative Recolor & AI-Powered Vectorization (AI)
- Custom Brushes & Effects for Digital Art (AI)
- Exporting for Print, Web & Animation



MODULE 6 Adobe Lightroom (Photo Enhancement & Color Grading)

- Lightroom Interface & Navigation
- Importing & Organizing Images Efficiently
- Exposure, Contrast & Color Adjustments
- Using Presets & Custom Color Profiles
- Skin Retouching & Detail Enhancement
- AI-Powered Auto Adjustments (AI)
- Batch Editing & Syncing Edits Across Images (AI)

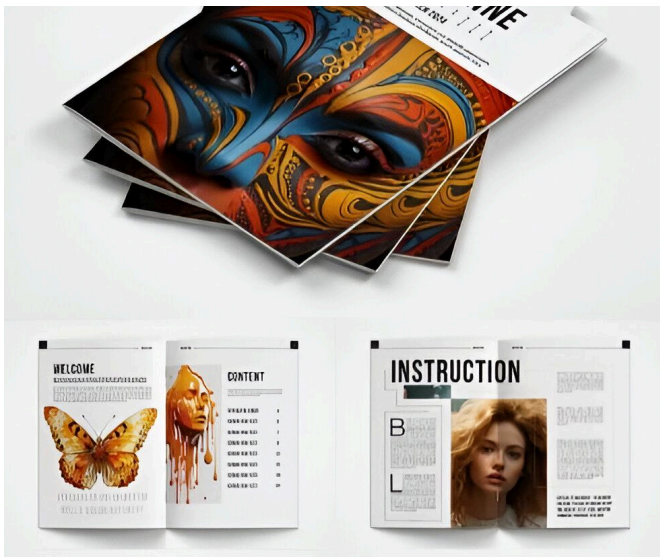


Project Workshop

Create one artistic Photoshop project of choice using minimum 3 techniques covered. Viva integrated. Deliverable: Final Creative Project PSD

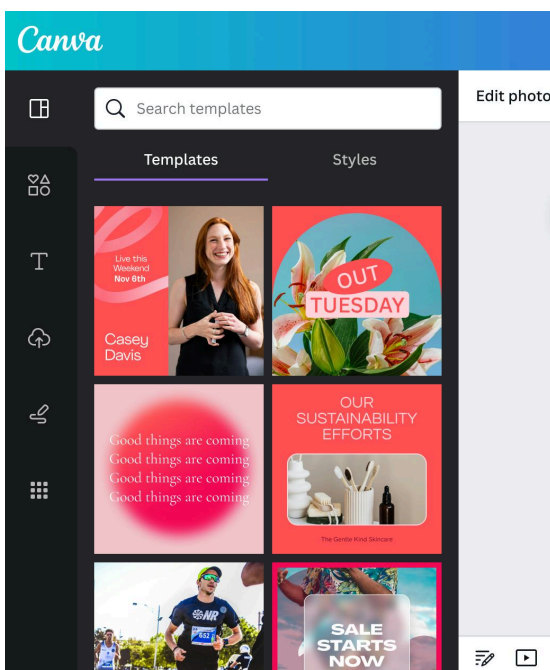
MODULE 7 Adobe InDesign (Layout & Print Design)

- Introduction to Layout & Publishing
- Setting Up Documents for Print & Digital
- Understanding Grids, Margins & Bleeds
- Designing Brochures, Magazines & Book Covers
- Interactive PDFs & ePub Publishing
- Data Merge for Bulk Publishing (AI)
- AI-Assisted Layout Adjustments (AI)
- Exporting for Web & Print



Project Workshop

Design a mini brand identity:
business card, letterhead. Firefly
mockup integration. Viva
integrated.
Deliverable: Brand Identity Kit



MODULE 5 Canva (Quick & Effective Visual Design)

- Interface & Online Features
- Creating & Customizing Templates
- Social Media & Marketing Design
- Designing Instagram Posts, Ads & Banners
- Customizing Presentations & Business Cards
- AI Features & Productivity Hacks
- AI Text-to-Image & Background Removal
- Collaborating & Exporting Designs Efficiently

MOTION GRAPHICS MODULES

MODULE 1 : Premiere Pro

- Introduction to Tool
- Creating a Sequence
- Working with audio
- Effects and Transitions
- Importing and working with Timeline, Control panel

MODULE 2 : After Effects

- Introduction to After Effects
- Creating Composition
- Understanding Tools & Timeline
- Track Motion (Position, Scale & Rotation)
- Masking & Keying

Project Workshop

Creating their own documentary script with free footages and montages available in internet or shooting the video clips using their phone and delivering informative documentary

MODULE 3 : Adobe Animate CC

- Overview of Adobe Animate
- Working with shapes, colors, and gradients
- Keyframes and Tweening
- Rigging characters
- Lip-syncing and facial expressions

👑 Become a Freelancer / Entrepreneur

- Building a solid portfolio
- Client targeting
- How to pitch for projects?
- Negotiation tips
- Freelance work completion guidelines
- Developing entrepreneurial mindset

💰 Logo & Brand Identity

💰 Marketing materials & Print design

💰 Social Media Content & Graphics


💰 Promo videos & Short films

💰 YouTube Videos

💰 Animated Explainer Videos



Webdians working @ Top MNCs & Start up companies





Branding

Learn how to create a strong, positive perception of a company.



Ad/Movie Poster

Learn how to create stunning movie posters for popular movies using your creativity and style.



Product Photography

We provide the equipment required to shoot and edit your product commercial.

GRAPHIC DESIGN PROJECTS



3D Illustrations

A 3D illustration is one of the biggest design trends that must be added to your portfolio.



Brand Mockup - AI

Learn how to use AI tools to build amazing brand mockups that stand out.




Product ads- AI

Learn to shoot pictures with a product & create an advertisement using designing & AI tools.



Image Compositing

Learn to combine visual elements from separate sources into single images.



Magazine Layouts

Learn how to representation of the content that encompasses the entire publication.



Google Display Ads


Learn to create short videos loop for advertisement in cyberspace.

GRAPHIC DESIGN PROJECTS



Flat Character

Creating customized flat characters and illustrations attracts industries.



Social media post

Use your creativity to make the most engaging and visually appealing posts.


Infographics

Learn to create visual representation of information or data with creative elements and shapes.



Explainer videos

Learn how to make product explanation videos for corporates.



Logo Animation

Learn to animate various logo types with stunning effects



Product Ad

Use our shooting equipments & green matte studio to create stunning video ads.

MOTION GRAPHIC PROJECTS



Motion Posters

Learn how to make movie promos using the motion graphic technique.



Vlogs

Making vlogs might help you build your own brand on YouTube.



Infographic video

Learn how to create video with infographic elements and content together.



Web D School partners with LinkedIn Learning

Stand out to recruiters!

Get Industry recognized LinkedIn
certificates for free!



**21000+ Online
courses**

A vast library of courses
across diverse domains.



**Adobe & Microsoft
Certificates**

Globally recognized certifications to
boost your professional credibility.



**Github Codespace
access**

Enhance your coding skills with
cloud-based development tools.




**Personalised
Learning Path**

A tailored learning path
designed for career goals.

Access LinkedIn Learning courses!

- A vast library of courses with certifications.
- Expert-led training programs and tutorials.
- In-Demand Business, AI, Tech & Creative Skills.
- Industry-Relevant Content.
- Video lessons, interactive exercises, and real-world case studies.



Developed with Leading Brands

Learn from top-notch courses and assessments created in collaboration with Microsoft, Adobe, GitHub, ServiceNow, ZenDesk & Atlassian.

I appreciate this initiative by Web D School! I love how LinkedIn Learning offers courses that match industry trends.



Seamless Certification Process

Complete courses, ace assessments, and showcase your credentials effortlessly—all within LinkedIn Learning.

Boost Your Credibility

Display your achievements directly on LinkedIn to impress employers and advance your career.

The certifications on my LinkedIn profile have caught the attention of recruiters!



Certificate
★★★★★

LinkedIn



“

I recently took the graphic design course at Web D School, and it was an excellent experience! It's a well-designed and comprehensive course that provides a solid foundation in graphic design, and the instructors are top-notch. One of the highlights of the course was the practical projects, where we got to apply what we learned to real-time design tasks. This hands-on approach helped me develop my creativity and problem-solving skills, and gave me a portfolio of work to showcase my skills to potential clients or employers. I feel more confident and prepared to pursue a career in graphic design after completing this course.



Mohanakrishnan T
Advanced Graphic Design

What our students say about us!

“

I joined Web D school to pursue the advanced graphic design course. The institute has a friendly environment for students to learn. We get to learn from the very basics. Our trainer ensures that we understand the whole process, including tips and techniques and encourages us to aim high and stay motivated. The classes were never boring. The trainers and the staff are considerate and cooperative. We always received constructive criticism that helped us improve. They are providing very good placement support.



Nivetha Manohar
Advanced Graphic Design

“

The best place to learn graphic design. Tutors are industry experts who patiently and thoroughly answer each student's questions in both the classroom and the lab. I strongly recommend Web D School for both online and classroom courses.



Jay Trishnaa
Advanced Graphic Design

“

I took the Advanced Graphic Designing course at Web D School. It was a 5-month course that helped me move forward in my work & improve my graphic design skills. The institution & faculty members have been really supportive in every stage of my course. They trained me well for interviews & got me a good job as well. Thank you, Web D School!



Manikandan Perumal
Advanced Graphic Design

“

I am currently studying graphic design at Web D School, & I am very impressed with the quality of teaching I've received so far. One aspect I particularly appreciate is the emphasis on creativity. Web D School encourages to think outside the box, fostering an environment of creative thinking.



K Jameli
Advanced Graphic Design

Start Your **Success Journey** with Web D School..



Certificate of Completion

This certifies that

Your Name

has successfully completed the course

AI-Powered Advanced Graphic Design

with specialization in

- ✓ Raster Graphics (Photoshop)
- ✓ Vector Graphics (Illustrator)
- ✓ Non Destructive Editing (Lightroom)
- ✓ Brand collateral (Affinity Designer)
- ✓ Media Publishing (Indesign)
- ✓ Motion Graphics (Premiere Pro & After Effects)

Course Duration **5 Months**



Chennai's No.1 institute

Web  school

Issue Date

Center Head

Course :

Duration :

Lumpsum Fees :

(or)

Installment Fees :

Down Payment :

Balance :

Learn **AI-Powered** **Advanced Graphic Design**

@ Web D School



Redesign your story

+91 7305 9533 50

New no. 107 / Old no. AB9, 2nd Avenue,

Near Max Showroom, Anna Nagar,

Chennai- 600 040.